

DPXSL SERIES 240V-3P 480V-3P 575V-3P

MODEL SPECIFICATIONS		10FT	15FT	20FT	25FT	30FT	40FT
		DPXSL5030	DPXSL8050	DPXSL10060	DPXSL12560	DPXSL15090	DPXSL200120
OVERALL FRAME LENGTH	FT-IN M	10-7 3.23	15-7 4.75	20-7 6.28	25-7 7.80	30-7 9.33	40-7 12.37
GRAIN COLUMNS	FT-IN M	10 3.05	15 4.57	20 6.10	25 7.62	30 9.15	40 12.20
GRAIN HOLDING (CORN)	BU TONNES	445 11.32	668 17.00	890 22.65	1113 28.32	1335 33.97	1780 45.29
(1a) CORN	DRY & COOL	20%-15%	500 12.72	800 20.36	1000 25.45	1250 31.81	1500 38.17
(1a) CORN		25%-15%	300 7.63	480 12.21	600 15.27	750 19.08	900 22.90
(1b) SORGHUM		18%-14%	492 12.52	787 20.03	984 25.04	1230 31.30	1476 37.56
(1c) SOYBEANS		18%-13%	350 9.54	560 15.26	700 19.07	875 23.84	1050 28.61
(1d) WHEAT		18%-13%	450 12.26	720 19.62	900 24.52	1125 30.65	1350 36.78
(1e) SUNFLOWERS	15%-10%	625 9.07	1000 14.51	1250 18.14	1563 22.68	1875 27.21	2500 36.28
FAN(S) 1750RPM - 38" (*43")	QTY.-HP KW ea.	1-30 22.50	2-25 18.75	2-30 22.50	* 2-30 22.50	3-30 22.50	4-30 22.50
BURNER(S) @70°F 21°C	MBTU/HR GJ/HR	2.72 2.87	4.87 5.14	5.44 5.74	6.88 7.26	8.16 8.61	10.88 11.48
LEVELING 8" OR 10" AUGER	HP-SIZE KW	1-8" 0.75	2-8" 1.50	2-8" 1.50	3-8" 2.25	3-8" 2.25	10-10" 7.50
UNLOAD 8" AUGER or DRAG	HP-TYPE KW	1-A 0.75	1-A 0.75	2-A 1.50	3-A 2.25	3-A 2.25	3-D 2.25
METERING	HP (SCR) KW	1 0.75	1 0.75	1 0.75	1 0.75	1 0.75	1 0.75
(2) MAX UNLOAD RATE (CORN)	BU/HR TONNES	800 20.36	1200 30.53	1600 40.71	1950 49.62	2300 58.52	3100 78.88
(3) TOTAL HORSEPOWER	HP KW	33 24.75	54 40.50	65 48.75	67 50.25	97 72.75	134 100.50
(3) TOTAL DRYER AMPS	240V-3P	93.8	152.4	179.0	184.6	264.6	363.0
(3&4) 480V-3P	49.6	78.9	92.2	95.0	135.0	184.2	
(3&4) 575V-3P	40.8	63.8	74.8	77.2	109.2	148.3	
DRYER WEIGHT	LBS KG	8,500 3,856	12,750 5,783	17,000 7,711	21,250 9,639	25,500 11,567	34,000 15,422

Tonne (Metric Ton) based on: (1a) CORN @ 56 LB/BU=39.3 BU/TONNE (1b) SORGHUM @ 56 LB/BU=39.3 BU/TONNE
 (1c) SOYBEANS @ 60 LB/BU=36.7 BU/TONNE (1d) WHEAT @ 60 LB/BU=36.7 BU/TONNE
 (1e) SUNFLOWERS @ 32 LB/BU=68.9 BU/TONNE

- (2) Actual discharge rate is controlled by metering roll speed adjustment at 5% to 100% of maximum rate.
 (3) Excludes auxiliary load and unload motors.
 (4) 480V-3P and 575V-3P include step-down transformer.

DPX4T SERIES 240V-3P 480V-3P 575V-3P

MODEL SPECIFICATIONS		10FT	15FT	20FT	25FT	30FT	40FT
		DPX4T5630	DPX4T8460	DPX4T11260	DPX4T140100	DPX4T16890	DPX4T224120
OVERALL FRAME LENGTH	FT-IN M	10-7 3.23	15-7 4.75	20-7 6.28	25-7 7.80	30-7 9.33	40-7 12.37
GRAIN COLUMNS	FT-IN M	10 3.05	15 4.57	20 6.10	25 7.62	30 9.15	40 12.20
GRAIN HOLDING (CORN)	BU TONNES	537 13.66	806 20.51	1074 27.33	1343 34.17	1611 40.99	2148 54.66
(1a) CORN	DRY & COOL	20%-15%	560 14.25	840 21.37	1120 28.50	1400 35.62	1680 42.75
(1a) CORN		25%-15%	336 8.55	504 12.82	672 17.10	840 21.37	1008 25.65
(1b) SORGHUM		18%-14%	551 14.02	827 21.03	1102 28.04	1378 35.05	1653 42.06
(1c) SOYBEANS		18%-13%	392 10.68	588 16.02	784 21.36	980 26.70	1176 32.04
(1d) WHEAT		18%-13%	504 13.73	756 20.60	1008 27.47	1260 34.33	1512 41.20
(1e) SUNFLOWERS	15%-10%	700 10.16	1050 15.24	1400 20.32	1750 25.40	2100 30.48	2800 40.64
FAN(S) 1750RPM - 43"	QTY.-HP KW ea.	1-30 22.50	1-60 45.00	2-30 22.50	2-50 37.50	3-30 22.50	4-30 22.50
BURNER(S) @70°F 21°C	MBTU/HR GJ/HR	3.44 3.63	5.23 5.52	6.88 7.26	9.44 9.96	10.31 10.88	13.75 14.51
LEVELING 8" OR 10" AUGER	HP-SIZE KW	2-8" 1.50	2-8" 1.50	3-8" 2.25	3-8" 2.25	5-8" 3.75	10-10" 7.50
UNLOAD 8" AUGER or DRAG	HP-TYPE KW	1-A 0.75	2-A 1.50	2-A 1.50	3-A 2.25	3-D 2.25	3-D 2.25
METERING	HP (SCR) KW	1 0.75	1 0.75	1 0.75	1 0.75	1 0.75	1 0.75
(2) MAX UNLOAD RATE (CORN)	BU/HR TONNES	1155 29.39	1733 44.10	2310 58.78	2887 73.46	3465 88.17	4620 117.56
(3) TOTAL HORSEPOWER	HP KW	34 25.50	65 48.75	66 49.50	107 80.25	99 74.25	134 100.50
(3) TOTAL DRYER AMPS	240V-3P	96.4	173.0	181.8	284.6	270.2	363.0
(3&4) 480V-3P	50.9	89.2	93.6	145.0	137.8	184.2	
(3&4) 575V-3P	41.8	72.8	76.0	111.2	111.4	148.3	
DRYER WEIGHT	LBS KG	9,250 4,196	13,125 5,953	18,500 8,391	23,125 10,489	27,750 12,587	37,000 16,783

Tonne (Metric Ton) based on: (1a) CORN @ 56 LB/BU=39.3 BU/TONNE (1b) SORGHUM @ 56 LB/BU=39.3 BU/TONNE
 (1c) SOYBEANS @ 60 LB/BU=36.7 BU/TONNE (1d) WHEAT @ 60 LB/BU=36.7 BU/TONNE
 (1e) SUNFLOWERS @ 32 LB/BU=68.9 BU/TONNE

- (2) Actual discharge rate is controlled by metering roll speed adjustment at 5% to 100% of maximum rate.
 (3) Excludes auxiliary load and unload motors.
 (4) 480V-3P and 575V-3P include step-down transformer.

CUSTOM ACCESSORIES

- FRONT FILL (REAR STD)
- GARNER W/Y VALVE/SPOUT
- SHUTDOWN ALARM W/LIGHT
- FRONT DISCHARGE (REAR STD)
- GARNER LEVELY CONTROLS
- MANUAL SHUTOFF (MAXON)
- DRAG CONVEYOR (DISCHARGE)
- RECLAIM
- EXHAUST COLUMN CONTROLS
- LEVELING CONVEYOR
- WEATHERSHIELD
- FEED-ROLL MONITOR (STD)
- RECLAIM W/WEATHERSHIELD
- DISCHARGE OVERFLOW (STD)

DPX8T SERIES 240V-3P 480V-3P 575V-3P

MODEL SPECIFICATIONS		10FT	20FT	25FT	30FT	40FT
		DPX8T6440	DPX8T12880	DPX8T160120	DPX8T192120	DPX8T256160
OVERALL FRAME LENGTH	FT-IN M	10-7 3.23	20-7 6.28	25-7 7.80	30-7 9.33	40-7 12.37
GRAIN COLUMNS	FT-IN M	10 3.05	20 6.10	25 7.62	30 9.15	40 12.20
GRAIN HOLDING (CORN)	BU TONNES	601 15.29	1202 30.59	1503 38.24	1803 45.88	2404 61.17
(1a) CORN	DRY & COOL	20%-15%	640 16.28	1280 32.57	1600 40.71	1920 48.85
(1a) CORN		25%-15%	384 9.77	768 19.54	960 24.43	1152 29.31
(1b) SORGHUM		18%-14%	630 16.02	1260 32.05	1574 40.06	1889 48.07
(1c) SOYBEANS		18%-13%	448 12.21	896 24.41	1120 30.52	1344 36.62
(1d) WHEAT		18%-13%	576 15.69	1152 31.39	1440 39.24	1728 47.08
(1e) SUNFLOWERS	15%-10%	800 11.61	1600 23.22	2000 29.03	2400 34.83	3200 46.44
FAN(S) 1750RPM - 43"	QTY.-HP KW ea.	1-40 30.00	2-40 30.00	2-60 45.00	3-40 30.00	4-40 30.00
BURNER(S) @70°F 21°C	MBTU/HR GJ/HR	4.06 4.28	8.12 8.57	10.46 11.04	12.19 12.86	16.25 17.14
LEVELING 8" OR 10" AUGER	HP-SIZE KW	2-8" 1.5	3-8" 2.25	5-8" 3.75	5-8" 3.75	10-10" 7.50
UNLOAD 8" AUGER or DRAG	HP-TYPE KW	1-A 0.75	2-A 1.50	3-D 2.25	3-D 2.25	3-D 2.25
METERING	HP (SCR) KW	1 0.75	1 0.75	1 0.75	1 0.75	1 0.75
(2) MAX UNLOAD RATE (CORN)	BU/HR TONNES	1155 29.39	2310 58.78	2887 73.46	3465 88.17	4620 117.56
(3) TOTAL HORSEPOWER	HP KW	44 33.00	86 64.50	129 96.75	129 96.75	174 130.50
(3) TOTAL DRYER AMPS	240V-3P	120.4	229.8	338.2	342.2	459.0
(3&4) 480V-3P	62.9	117.6	171.8	173.8	232.2	
(3&4) 575V-3P	50.8	94.0	139.4	138.4	184.3	
DRYER WEIGHT	LBS KG	10,000 4,536	20,000 9,072	25,000 11,340	30,000 13,608	40,000 18,144

Tonne (Metric Ton) based on: (1a) CORN @ 56 LB/BU=39.3 BU/TONNE (1b) SORGHUM @ 56 LB/BU=39.3 BU/TONNE
 (1c) SOYBEANS @ 60 LB/BU=36.7 BU/TONNE (1d) WHEAT @ 60 LB/BU=36.7 BU/TONNE
 (1e) SUNFLOWERS @ 32 LB/BU=68.9 BU/TONNE

- (2) Actual discharge rate is controlled by metering roll speed adjustment at 5% to 100% of maximum rate.
 (3) Excludes auxiliary load and unload motors.
 (4) 480V-3P and 575V-3P include step-down transformer.

DPX12T SERIES 240V-3P 480V-3P 575V-3P

MODEL SPECIFICATIONS		10FT	15FT	20FT	25FT	30FT	40FT
		DPX12T7250	DPX12T10860	DPX12T144100	DPX12T175120	DPX12T216150	DPX12T288200
OVERALL FRAME LENGTH	FT-IN M	10-7 3.23	15-7 4.75	20-7 6.28	25-7 7.80	30-7 9.33	40-7 12.37
GRAIN COLUMNS	FT-IN M	10 3.05	15 4.57	20 6.10	25 7.62	30 9.15	40 12.20
GRAIN HOLDING (CORN)	BU TONNES	665 16.92	974 24.78	1330 33.84	1663 42.32	1995 50.76	2660 67.68
(1a) CORN	DRY & COOL	20%-15%	720 18.32	1080 27.48	1440 36.64	1750 44.53	2160 54.96
(1a) CORN		25%-15%	432 10.99	648 16.49	864 21.98	1050 26.72	1296 32.98
(1b) SORGHUM		18%-14%	708 18.03	1063 27.04	1417 36.05	1722 43.82	2125 54.08
(1c) SOYBEANS		18%-13%	504 13.73	756 20.60	1008 27.47	1225 33.38	1512 41.20
(1d) WHEAT		18%-13%	648 17.66	972 26.49	1296 35.31	1575 42.92	1944 52.97
(1e) SUNFLOWERS	15%-10%	900 13.06	1350 19.59	1800 26.12	2188 31.75	2700 39.19	3600 52.25
FAN(S) 1750RPM - 43"	QTY.-HP KW ea.	1-50 37.50	2-30 22.50	2-50 37.50	2-60 45.00	3-50 37.50	4-50 37.50
BURNER(S) @70°F 21°C	MBTU/HR GJ/HR	4.72 4.98	6.88 7.26	9.45 9.97	10.47 11.05	14.17 14.95	18.89 19.93
LEVELING 8" OR 10" AUGER	HP-SIZE KW	2-10" 1.50	2-10" 1.50	3-10" 2.25	5-10" 3.75	5-10" 3.75	10-10" 7.50
UNLOAD 8" AUGER or DRAG	HP-TYPE KW	1-A 0.75	2-A 1.50	2-A 1.50	3-D 2.25	3-D 2.25	5-D 3.75
METERING	HP (SCR) KW	1 0.75	1 0.75	1 0.75	1 0.75	1 0.75	1 0.75
(2) MAX UNLOAD RATE (CORN)	BU/HR TONNES	1155 29.39	1733 44.10	2310 58.78	2887 73.46	3465 88.17	4620 117.56
(3) TOTAL HORSEPOWER	HP KW	54 40.50	65 48.75	106 79.50	129 96.75	159 119.25	216 162.00
(3) TOTAL DRYER AMPS	240V-3P	146.4	179.0	277.8	338.2	420.2	568.6
(3&4) 480V-3P	70.5	92.2	143.6	171.8	212.8	287.0	
(3&4) 575V-3P	61.8	74.8	116.0	139.4	171.4	230.5	
DRYER WEIGHT	LBS KG	10,750 4,876	16,125 7,314	21,500 9,752	26,875 12,190	32,250 14,628	43,000 19,504

Tonne (Metric Ton) based on: (1a) CORN @ 56 LB/BU=39.3 BU/TONNE (1b) SORGHUM @ 56 LB/BU=39.3 BU/TONNE
 (1c) SOYBEANS @ 60 LB/BU=36.7 BU/TONNE (1d) WHEAT @ 60 LB/BU=36.7 BU/TONNE
 (1e) SUNFLOWERS @ 32 LB/BU=68.9 BU/TONNE

- (2) Actual discharge rate is controlled by metering roll speed adjustment at 5% to 100% of maximum rate.
 (3) Excludes auxiliary load and unload motors.
 (4) 480V-3P and 575V-3P include step-down transformer.

Visit our site at www.deluxmfg.com
 e-mail: info@deluxmfg.com

DELUX

Continuous Flow GRAIN DRYERS

DELUX MFG. CO. TOLL FREE 1-800-658-3240
 4650 Airport Rd • P.O. Box 1027 • Kearney, NE 68848-1027
 Ph. (308) 237-2274 • FAX (308) 234-3765

PRINTED IN U.S.A.
 BAC 28626/3/04

DELUX

DELUX

WE'VE SET THE STANDARDS




HIGH-LOW GRAIN MONITOR

Leveling Auger with wet grain distribution trough.



GRAIN COLUMNS

Compartmentalized every 15", thickness 12"-14"



UNIQUE LOCK-LIP CONSTRUCTION

All Delux Grain Dryers feature a unique lock-lip design for a superior grain seal. Grain columns feature full height vertical support every 15".




FREE AIR ACCESS OPENINGS

Uniformly distributed along the dryer to allow free-air access to all fans. These important access openings allow Delux Grain Dryers to maintain proper static pressure and more uniform heat distribution throughout the plenum area.



PLENUM CHAMBER

A large chamber permits uniform air and heat distribution, eliminating common hot and cold spots and delivering uniform, gently dried grain.



COOLING CHAMBER

A large chamber recaptures warm clean air from the grain, blending it with outside air to help reduce fuel consumption.



QUIET WIDE-VANE AXIAL FAN

Industrial grade fan provides super-quiet, safe operation. Unique design keeps fan clean, maintaining proper balance and air flow.



ENERGY EFFICIENT BURNER

Burner assures a complete, controlled burn and maximum heat transfer with minimum fuel consumption.

PREHEAT CHAMBER

With access door

LOW GRAIN MONITOR

LADDER, PLATFORM & CATWALK

For operator safety



UNIQUE DELUX VACUUM COOLING 30% TO 50% MORE EFFICIENT THAN CONVENTIONAL GRAIN DRYING WHILE PRESERVING GRAIN QUALITY

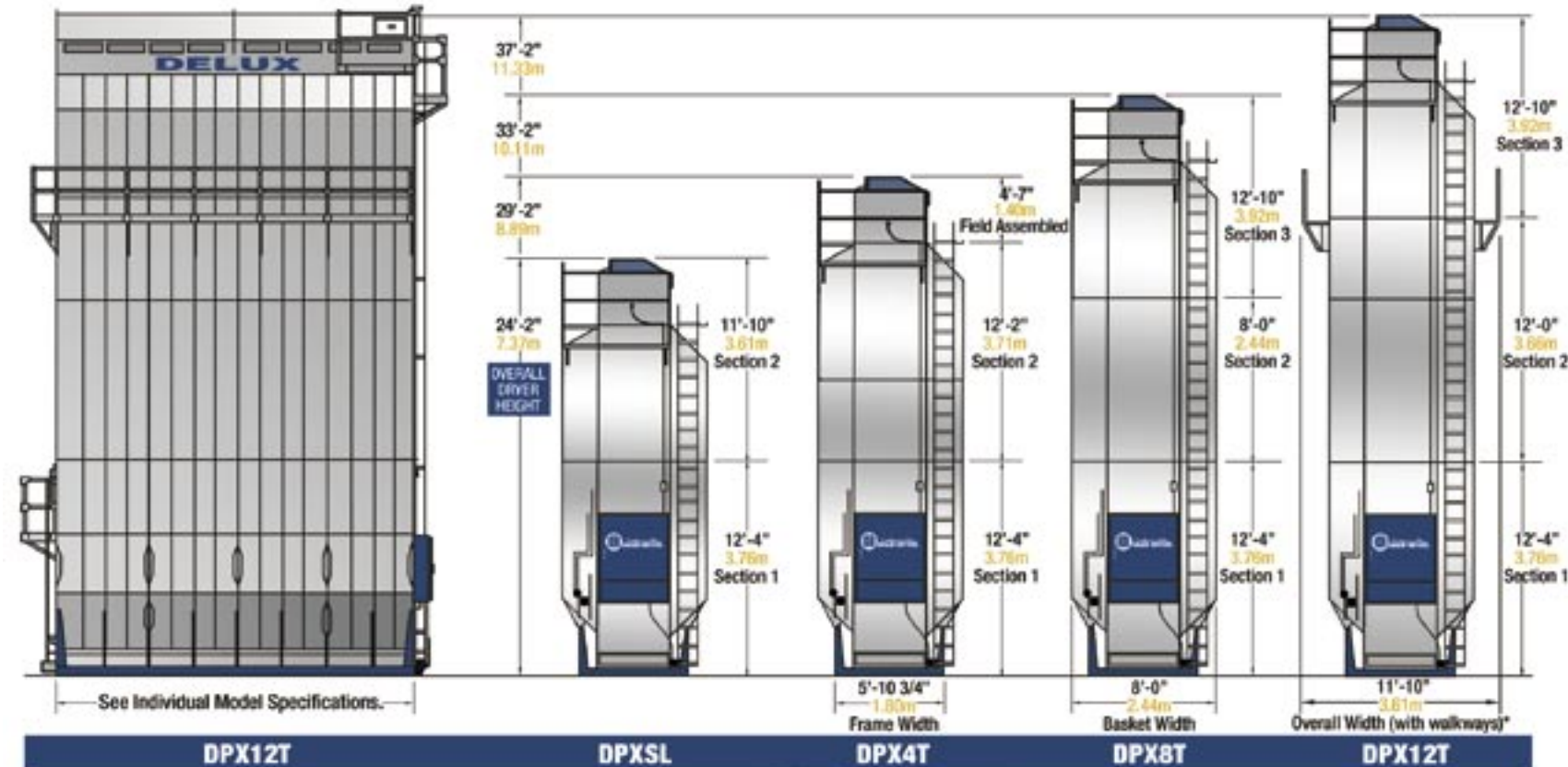
CONTROL CENTER

(color coded wiring)



CONTROL PANEL
UL LISTED

Manual Mode Automatic Mode
AUTOMATIC MOISTURE CONTROL




DRAG CONVEYOR

Optional on some models.



SCR METERING AND DISCHARGE

With feed roll monitor



ACCRA-MATIC METERING AND DISCHARGE SYSTEM

Self cleaning concave aluminum metering rolls are designed for consistently measured discharge, eliminating grain damage. Grain column slide gates provide simple cleanout. Flip-up doors offer easy access to the metering and discharge system.



FEEDROLL MONITOR

Assures additional safety control of metering system.



TIME-PROVEN INDIRECT VAPORIZER

Located in the Plenum Chamber away from the flame, it eliminates repeated adjustments caused by fluctuating flame length. Meets Commercial insurance codes.



UNIQUE FUEL TRAIN

Features fuel economizing modulating heat control. Operates the entire system on single or multiple burners.



MANUAL SHUT-OFF VALVE

A Manual Shut-Off valve can be installed as an optional feature if required to meet your needs.

CANADIAN GAS CONTROLS AVAILABLE



EXHAUST AIR COLUMN CONTROLS

Exhaust air sensors will detect high plenum temperatures and uneven grain movement through the grain columns before an emergency can occur. Optional exhaust air column controls meet commercial insurance codes and may result in reduced insurance rates.



Model DPXSL 15090 (1500 bu/hr)



Model DPX4T 140100 (1400 bu/hr)



Model DPX8T 192120 (1920 bu/hr)



Model DPX12T 175120 (1750 bu/hr)